

REL-FO/LD-110DC/1X21/MS - Single relay



1308300

<https://www.phoenixcontact.com/us/products/1308300>

Please be informed that the data shown in this PDF document is generated from our online catalog. Please find the complete data in the user documentation. Our general terms of use for downloads are valid.



Plug-in miniature relay with mechanical switching position indicator, FASTON connection, 1 changeover contact, status display: LED (yellow), Freewheeling diode, Input voltage: 110 V DC

Commercial data

Item number	1308300
Packing unit	10 pc
Minimum order quantity	10 pc
Sales key	C460
Product key	CKF933
GTIN	4063151557089
Weight per piece (including packing)	26.5 g
Weight per piece (excluding packing)	26.5 g
Customs tariff number	85364900
Country of origin	CN

REL-FO/LD-110DC/1X21/MS - Single relay



1308300

<https://www.phoenixcontact.com/us/products/1308300>

Technical data

Notes

Notes on operation	Do not use to separate SELV/PELV circuits from other circuits, because safe isolation is not guaranteed. (applies to the optocoupler variants)
Notes on operation	The system installer must ensure the touch protection of the product (at voltages > 25 V AC/60 V DC). The product is a built-in device without protection against direct contact.

Product properties

Product type	Single relay
Product family	ESSENTIAL edition
Operating mode	100% operating factor
Mechanical service life	approx. 5×10^7 cycles
Relay type	Electromechanical relay

Insulation characteristics: Air clearances and creepage distances between the power circuits

Insulation	Basic insulation
Overvoltage category	II
Pollution degree	3

Data management status

Date of last data management	12.11.2024
------------------------------	------------

Electrical properties

Maximum power dissipation for nominal condition	0.73 W
Test voltage (Winding/contact)	5 kV _{rms} (50 Hz, 1 min., winding/contact)
Test voltage ()	1 kV _{rms} (50 Hz, 1 min., open contact)

Air clearances and creepage distances between the power circuits

Rated insulation voltage	250 V AC
Rated surge voltage	2.5 kV

Input data

Coil side

Nominal input voltage U_N	110 V DC
Input voltage range	77 V DC ... 121 V DC
Drive and function	monostable
Drive (polarity)	polarized
Typical input current at U_N	6 mA
Input power dissipation for U_N	0.66 W
Typical response time	2 ms ... 10 ms
Typical release time range	5 ms ... 20 ms
Protective circuit	Freewheeling diode
Status display	LED (yellow)

REL-FO/LD-110DC/1X21/MS - Single relay



1308300

<https://www.phoenixcontact.com/us/products/1308300>

Coil resistance	18870 Ω \pm 10 %
-----------------	---------------------------

Output data

Switching

Contact switching type	1 changeover contact
Type of switch contact	Single contact
Contact material	AgSnO
Maximum switching voltage	250 V AC 30 V DC
Minimum switching voltage	5 V (100 mA)
Limiting continuous current	12 A
Maximum inrush current	24 A (20 ms, N/O contacts)
Inrush current, minimum	100 mA (5 V)
Interrupting rating (ohmic load) max.	288 W (24 V DC) 360 W (30 V DC) 3000 VA (250 V AC)

Connection data

Connection method	FASTON connection
-------------------	-------------------

Dimensions

Width	13 mm
Height	31.1 mm
Depth	35 mm

Environmental and real-life conditions

Ambient conditions

Degree of protection (Relay)	RT II (Relay)
Degree of protection (Installation location)	IP54 (Installation location)
Ambient temperature (operation)	-40 °C ... 70 °C
Ambient temperature (storage/transport)	-40 °C ... 70 °C
Altitude	\leq 2000 m

Standards and regulations

Standards/regulations	IEC 61810-1 IEC 60664-1
-----------------------	----------------------------

Air clearances and creepage distances between the power circuits

Standards/regulations	IEC 60664-1
-----------------------	-------------

Mounting

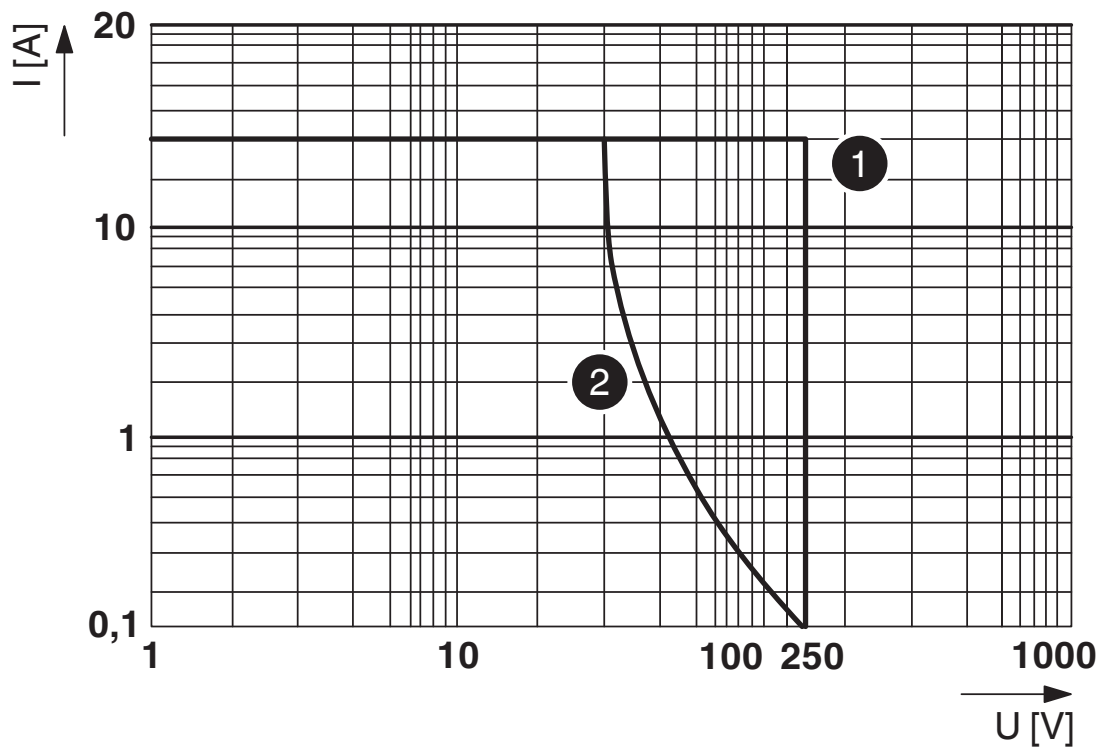
Mounting position	any
-------------------	-----

1308300

<https://www.phoenixcontact.com/us/products/1308300>

Drawings

Diagram



Interrupting rating

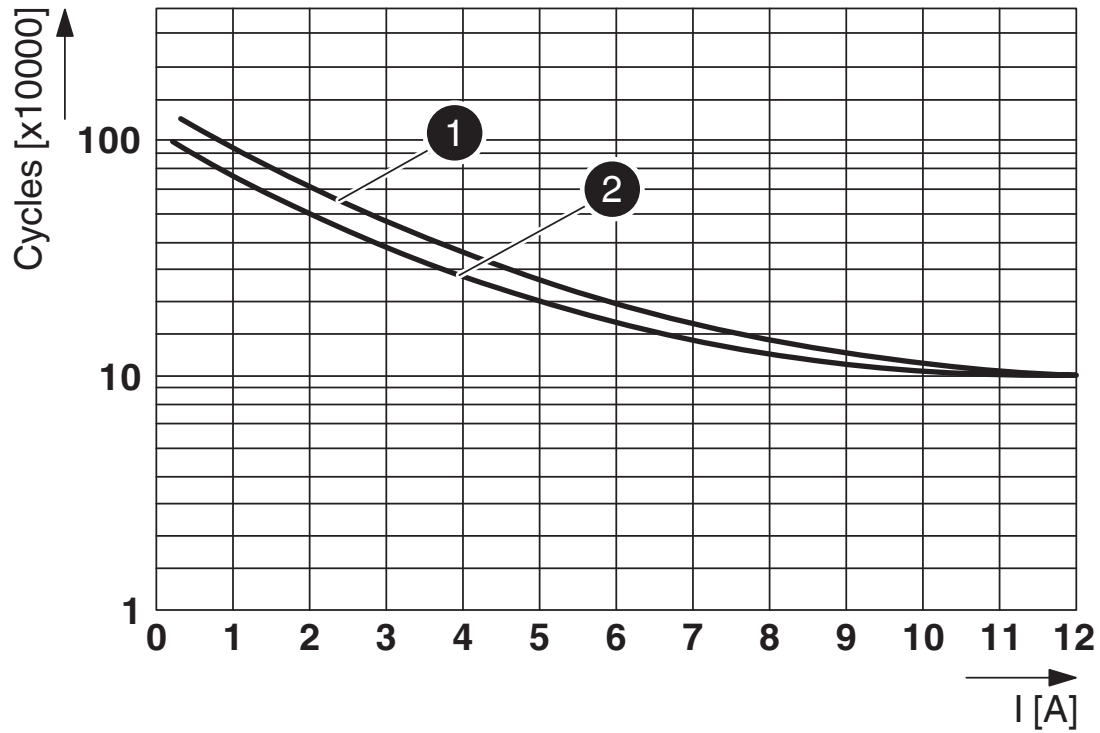
1) AC, ohmic load

2) DC, ohmic load

1308300

<https://www.phoenixcontact.com/us/products/1308300>

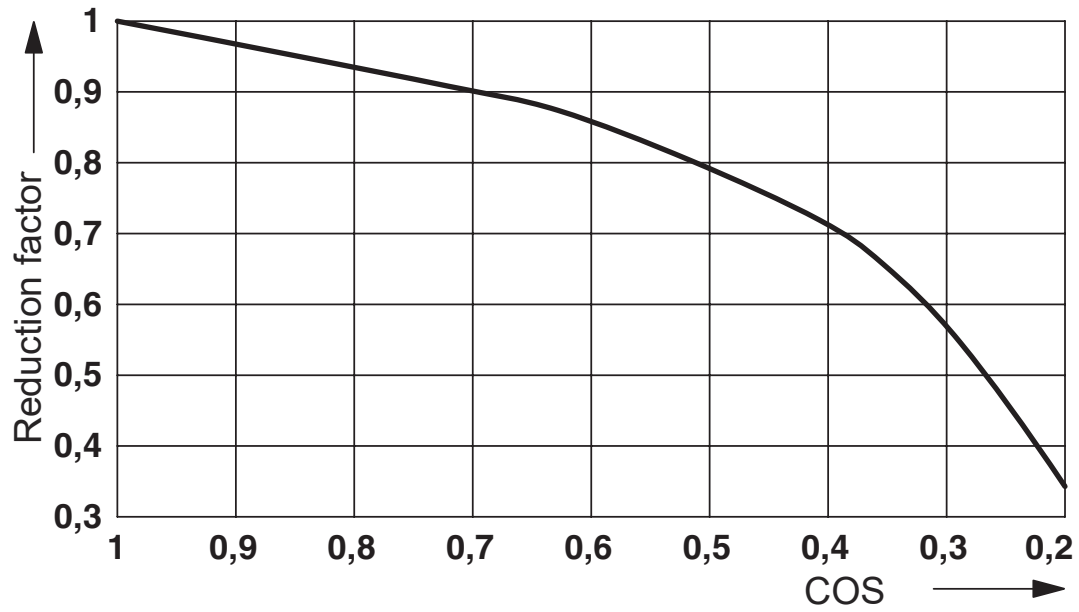
Diagram



Electrical service life

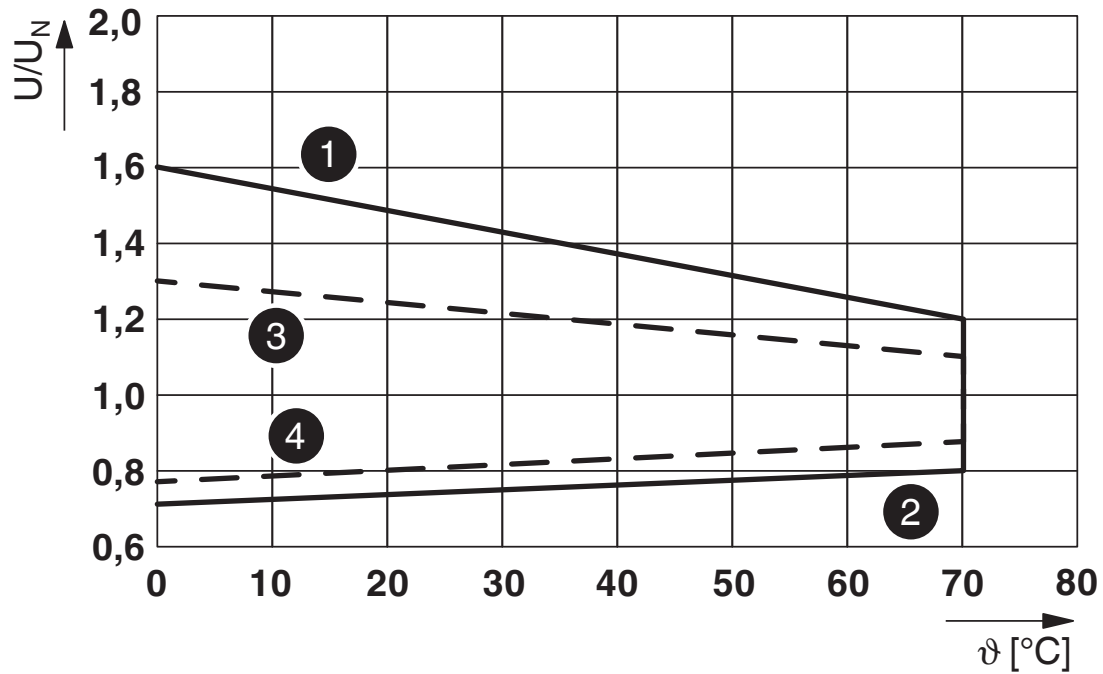
- 1) 30 V DC resistance load
- 2) 250 V AC resistance load

Diagram



Service life reduction factor with various cos phi

Diagram



- 1) DC coil: maximum continuous voltage at limiting continuous current
- 2) DC coil: minimum operate voltage for pre-excitation with UN and limiting continuous current
- 3) AC coil: maximum continuous voltage at limiting continuous current
- 4) AC coil: minimum operate voltage for pre-excitation with UN and limiting continuous current

REL-FO/LD-110DC/1X21/MS - Single relay



1308300

<https://www.phoenixcontact.com/us/products/1308300>

Approvals

To download certificates, visit the product detail page: <https://www.phoenixcontact.com/us/products/1308300>



cUL Recognized
Approval ID: FILE E 172140



UL Recognized
Approval ID: FILE E 172140

cULus Recognized

REL-FO/LD-110DC/1X21/MS - Single relay



1308300

<https://www.phoenixcontact.com/us/products/1308300>

Classifications

ECLASS

ECLASS-11.0	27371601
ECLASS-12.0	27371601
ECLASS-13.0	27371601

ETIM

ETIM 9.0	EC001437
----------	----------

REL-FO/LD-110DC/1X21/MS - Single relay



1308300

<https://www.phoenixcontact.com/us/products/1308300>

Environmental product compliance

EU RoHS

Fulfills EU RoHS substance requirements	Yes, No exemptions
---	--------------------

China RoHS

Environment friendly use period (EFUP)	EFUP-E
	No hazardous substances above the limits

EU REACH SVHC

REACH candidate substance (CAS No.)	No substance above 0.1 wt%
-------------------------------------	----------------------------

Phoenix Contact 2024 © - all rights reserved
<https://www.phoenixcontact.com>

Phoenix Contact USA
586 Fulling Mill Road
Middletown, PA 17057, United States
(+717) 944-1300
info@phoenixcon.com